

Blue Cross of California (DBA Anthem Blue Cross) Enrollment and Utilization Table as of 06/30/2017

QUARTERLY STATEMENT AS OF June 30, 2017 - BLUE CROSS OF CALIFORNIA (DBA ANTHEM BLUE CROSS)
ENROLLMENT AND UTILIZATION TABLE

	1	2	3	4	5	6	7	8	9	10	11	12	13
Source of Enrollment	Total Enrollees At End of Previous Period	Additions During Period	Terminations During Period	Total Enrollees at End of Period	Grandfathered Enrollees (also included in Column 5)	Cumulative Enrollee Months for Period	Total Member Ambulatory Encounters for Period - Physicians	Total Member Ambulatory Encounters for Period - Non-Physicians	Total Member Ambulatory Encounters for Period	Total Patient Days Incurred	Annualized Hospital Days/1000	Average Length of Stay	
1. Large Group Commercial	635,105	15,017	10,674	639,448	24,211	1,907,495	1,197,168	592,998	1,790,166	37,579	236	4	
2. Medicare Risk	31,965	2,699	1,411	33,253	0	98,359	365,487	275,746	641,233	5,626	686	4	
3. Medicare Supplement	256,517	4,434	4,283	256,668	0	767,937	2,864,431	1,309,718	4,174,149	58,925	921	5	
4. Medi-Cal Risk	801,057	950	3,008	798,999	0	2,397,753	1,103,819	667,767	1,771,586	178,087	891	12	
5. Individual	31,969	2,439	3,825	30,583	1,426	92,870	32,584	15,587	48,171	1,542	199	4	
6. Point of Service - Individual	0	0	0	0	0	0	0	0	0	0	0	0	
7. Point of Service - Small Group	0	0	0	0	0	0	0	0	0	0	0	0	
8. Point of Service - Large Group	215	0	15	200	17	612	10,812	9,119	19,931	457	8,961	6	
9. Small Group Commercial	88,680	5,651	6,101	88,230	0	265,269	99,062	59,046	158,108	3,243	147	4	
10. Healthy Families	0	0	0	0	0	0	9	2	11	0	0	0	
11. AIM	834	0	594	240	0	1,217	2,292	765	3,057	483	4,763	3	
12. Medicare Cost	2,023	26	242	1,807	0	5,542	27,720	10,547	38,267	676	1,464	3	
13. ASO	306,703	1,616	1,997	306,322	73,853	N/A	N/A	N/A	0	N/A	N/A	N/A	
14. PPO Individual	453,747	17,720	47,675	423,792	27,355	1,296,600	563,606	423,151	986,757	32,433	300	7	
15. PPO Small Group	284,932	14,500	12,857	286,575	0	855,872	447,071	322,731	769,802	13,690	192	4	
16. PPO Large Group	643,342	12,309	5,743	649,908	28,090	1,936,834	1,754,344	830,334	2,584,678	84,441	523	7	
17. Aggregate Contracted from Other Plans	0	0	0	0	0	0	0	0	0	0	N/A	N/A	
18. Aggregate Other Source of Enrollment	0	0	0	0	0	0	0	0	0	0	N/A	N/A	
19. Total Membership	3,537,089	77,361	98,425	3,516,025	154,952	9,626,360	8,468,405	4,517,511	12,985,916	417,182	N/A	N/A	

Source: Quarterly Statement 06/30/2017 Blue Cross of California Enrollment and Utilization Table

Managed Care Training Manual **mcol**


mcol learning

the definitive easy to use e-learning tool

modules include:



Videos




Intro to Managed Care w/Quiz




DataMaps



Advanced Topics



TimeLines



Fact Sheets



Infographics

Order Now

raise your managed care IQ for just \$98!