

California Physicians' Service dba Blue Shield of California Enrollment and Utilization Table as of 12/31/2016


QUARTERLY STATEMENT AS OF December 31, 2016 - California Physicians' Service dba Blue Shield of California
ENROLLMENT AND UTILIZATION TABLE

	1	2	3	4	5	6	7	8	9	10	11	12	13
Source of Enrollment	Total Enrollees At End of Previous Period	Additions During Period	Terminations During Period	Total Enrollees at End of Period	Grandfathered Enrollees (also included in Column 5)	Cumulative Enrollee Months for Period	Total Member Ambulatory Encounters for Period - Physicians	Total Member Ambulatory Encounters for Period - Non-Physicians	Total Member Ambulatory Encounters for Period	Total Patient Days Incurred	Annualized Hospital Days/1000	Average Length of Stay	
1. Large Group Commercial	632,305	1,785	24,808	609,282		1,864,792	1,443,879	98,225	1,542,104	27,665	178	4.20	
2. Medicare Risk	116,824	2,214	1,830	117,208		351,213			0	12,692	434	5.00	
3. Medicare Supplement	168,151	4,251	3,072	169,330		507,119			0		0		
4. Medi-Cal Risk	0	0	0	0					0		0		
5. Individual	0	0	0	0		0			0		0		
6. Point of Service - Individual	0	0	0	0					0		0		
7. Point of Service - Small Group	0	0	0	0					0		0		
8. Point of Service - Large Group	48,850	368	457	48,761		146,682	119,294	11,000	130,294	1,819	149	4.10	
9. Small Group Commercial	97,865	17,605	1,783	113,687		312,178	203,976	8,031	212,007	4,433	170	4.30	
10. Healthy Families	0			0					0		0		
11. AIM	0			0					0		0		
12. Medicare Cost	0			0					0		0		
13. ASO	800,425	364	37,936	762,853		N/A	N/A	N/A	0	N/A	N/A	N/A	
14. PPO Individual	695,119	25,706	48,640	672,185		2,038,881	1,573,563	1,692,534	3,266,097	42,137	248	4.20	
15. PPO Small Group	351,798	26,620	13,564	364,854		1,071,568	748,936	648,544	1,397,480	16,155	181	3.60	
16. PPO Large Group	571,818	1,420	15,296	557,942		1,695,989	896,421	749,123	1,645,544	24,040	170	4.20	
17. Aggregate Contracted from Other Plans	0	0	0	0		0	0	0	0	0	N/A	N/A	
18. Aggregate Other Source of Enrollment	0	0	0	0		0	0	0	0	0	N/A	N/A	
19. Total Membership	3,483,155	80,333	147,386	3,416,102	0	7,988,422	4,986,069	3,207,457	8,193,526	128,941	N/A	N/A	


Source: Quarterly Statement 12/31/2016 Physicians' Service dba Blue Shield of California Enrollment and Utilization Table

Managed Care Training Manual mcol


mcol learning the definitive easy to use e-learning tool modules include:




Videos




Intro to Managed Care w/Quiz




DataMaps




Advanced Topics



TimeLines



Fact Sheets



Infographics

Order Now

raise your managed care IQ for just \$98!