

California Physicians' Service dba Blue Shield of California Enrollment and Utilization Table as of 03/31/2017

QUARTERLY STATEMENT AS OF March 31, 2017 - California Physicians' Service dba Blue Shield of California
ENROLLMENT AND UTILIZATION TABLE

	1	2	3	4	5	6	7	8	9	10	11	12	13
Source of Enrollment	Total Enrollees At End of Previous Period	Additions During Period	Terminations During Period	Total Enrollees at End of Period	Grandfathered Enrollees (also included in Column 5)	Cumulative Enrollee Months for Period	Total Member Ambulatory Encounters for Period - Physicians	Total Member Ambulatory Encounters for Period - Non-Physicians	Total Member Ambulatory Encounters for Period	Total Patient Days Incurred	Annualized Hospital Days/1000	Average Length of Stay	
1. Large Group Commere	609,282	6,039	108,658	506,663		1,526,999	1,044,390	80,527	1,124,917	26,387	207	4.60	
2. Medicare Risk	117,208	15,753	29,301	103,660		310,700			0	10,786	417	4.80	
3. Medicare Supplement	169,330	6,920	5,782	170,468		510,430			0		0		
4. Medi-Cal Risk	0	0	0	0					0		0		
5. Individual	0	11,540	114	11,426		30,142	12,163	584	12,747	201	80	4.50	
6. Point of Service - Indi	0	0	0	0					0		0		
7. Point of Service - Sma	0	0	0	0					0		0		
8. Point of Service - Larg	48,761	0	604	48,157		144,557	108,068	10,353	118,421	1,899	158	4.30	
9. Small Group Commere	113,687	6,222	3,998	115,911		348,398	217,758	7,411	225,169	4,325	149	4.10	
10. Healthy Families	0			0					0		0		
11. AIM	0			0					0		0		
12. Medicare Cost	0			0					0		0		
13. ASO	762,853	36,734	102,320	697,267		N/A	N/A	N/A	0	N/A	N/A	N/A	
14. PPO Individual	672,185	161,524	140,627	693,082		2,075,078	1,530,989	1,681,539	3,212,528	45,744	265	4.30	
15. PPO Small Group	364,854	17,499	15,455	366,898		1,100,270	734,617	696,618	1,431,235	17,468	191	3.70	
16. PPO Large Group	557,942	16,370	44,424	529,888		1,586,509	1,010,674	888,083	1,898,757	21,808	165	4.20	
17. Aggregate Contracted from Other Plans	0	0	0	0		0	0	0	0	0	N/A	N/A	
18. Aggregate Other Source of Enrollment	0	0	0	0		0	0	0	0	0	N/A	N/A	
19. Total Membership	3,416,102	278,601	451,283	3,243,420	0	7,633,083	4,658,659	3,365,115	8,023,774	128,618	N/A	N/A	


Source: Quarterly Statement 03/31/2017 California Physicians' Service dba Blue Shield of California. Enrollment and Utilization Table

Managed Care Training Manual mcol


mcol learning

the definitive easy to use e-learning tool


modules include:




Videos




Intro to Managed Care w/Quiz




DataMaps




Advanced Topics



TimeLines



Fact Sheets



Infographics

Order Now

raise your managed care IQ for just \$98!